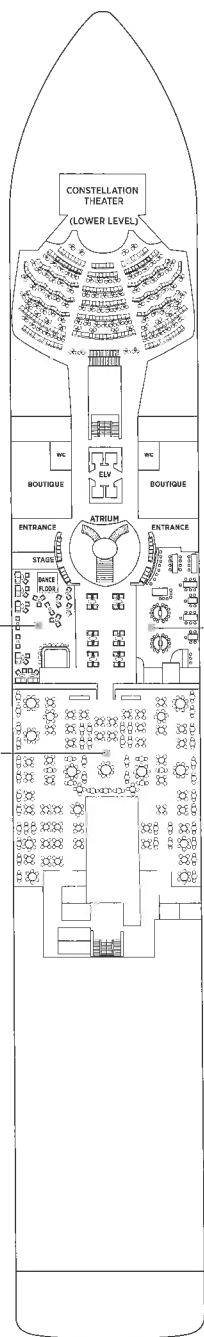
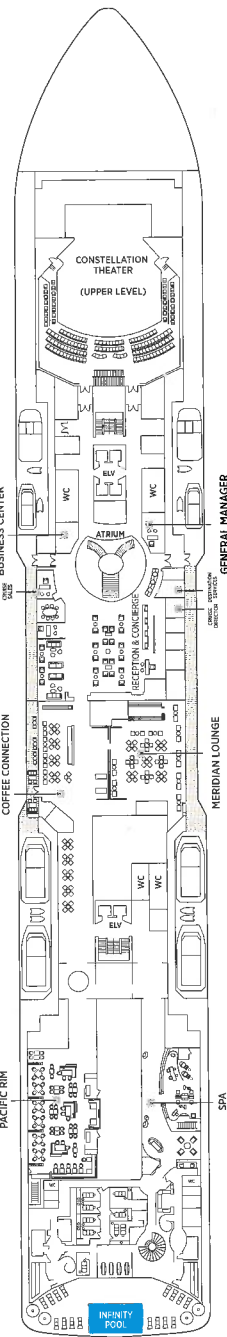


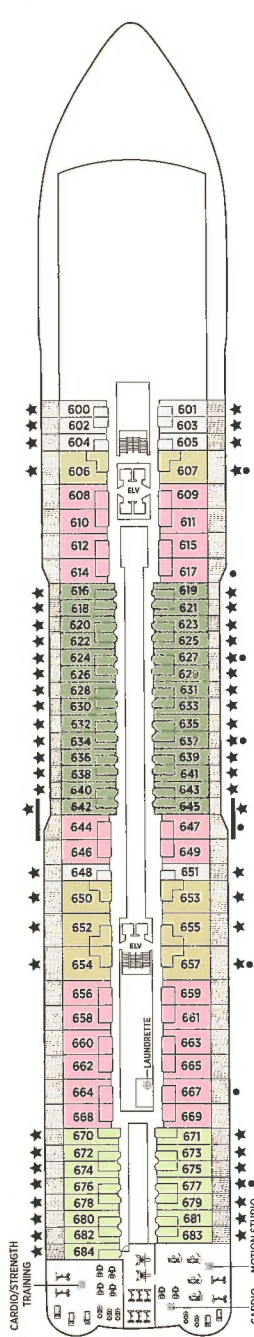
# deck plans



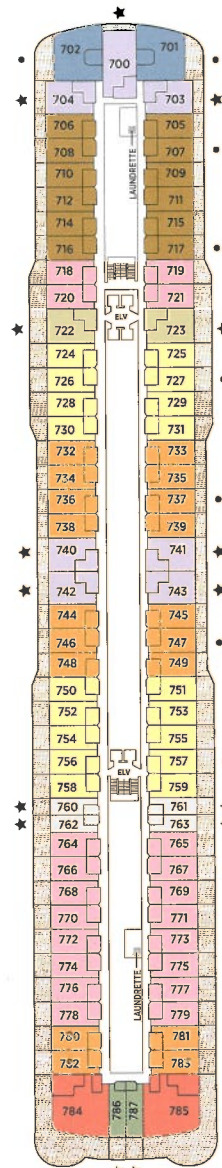
DECK 4



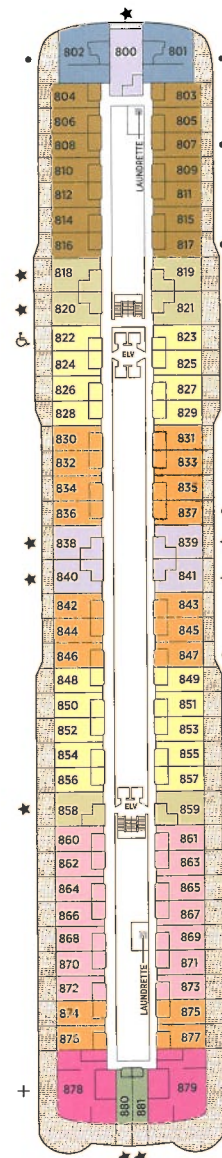
DECK 5



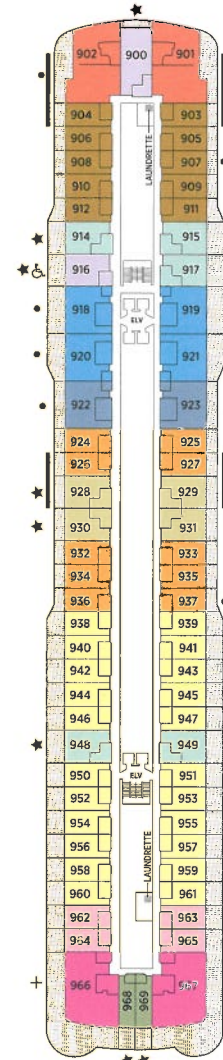
DECK 6



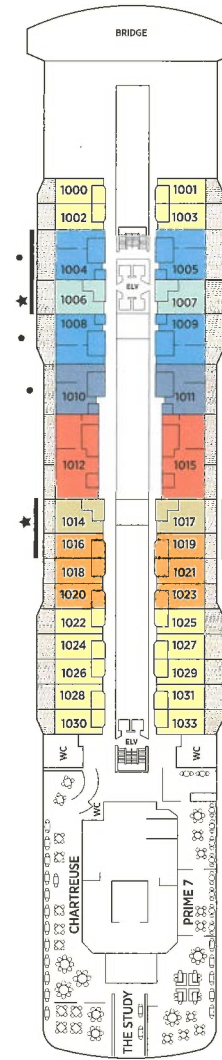
DECK 7



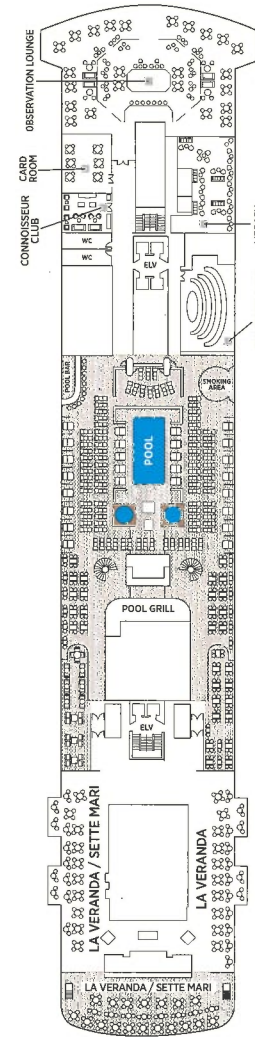
DECK 8




DECK 9



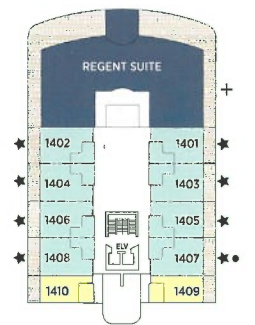
DECK 10



DECK 11



DECK 12



DECK 14

OVERALL LENGTH 224 m  
 BEAM (WIDTH) 31 m  
 DRAFT 7 m  
 GUESTS 750  
 OFFICERS European  
 CREW 542 International  
 GUEST DECKS 10  
 GROSS TONNAGE 55,254  
 CRUISING SPEED 19.5 Knots  
 SHIP'S REGISTRY Marshall Islands

RS	REGENT SUITE	D	CONCIERGE SUITE
MS	MASTER SUITE	E	CONCIERGE SUITE
GS	GRAND SUITE	F1	SUPERIOR SUITE
SP	SPLENDOR SUITE	F2	SUPERIOR SUITE
SS	SEVEN SEAS SUITE	G1	DELUXE VERANDA SUITE ★
A	PENTHOUSE SUITE ★	G2	DELUXE VERANDA SUITE ★
B	PENTHOUSE SUITE ★	H	VERANDA SUITE ★
C	PENTHOUSE SUITE ★		

† 2-bedroom suites accommodate up to 6 Guests    \* Convertible sofa bed    ♿ Wheelchair accessible suites  
 822, 823 and 916 have a shower instead of bathtub

— Connecting suites    ★ Bathroom features a glass-enclosed shower instead of a bath in categories A, B, C, G1, G2 & H.    Up to one roll-away bed can be added to most suites. Please enquire at time of booking.

Stay up to date on the latest *Seven Seas Splendor™* reveals by visiting [RSSC.com](http://RSSC.com)